



## Writing a Book Review


1. Go to <https://rtcs.sd33.bc.ca>.



2. Select "ONLINE CATALOG".



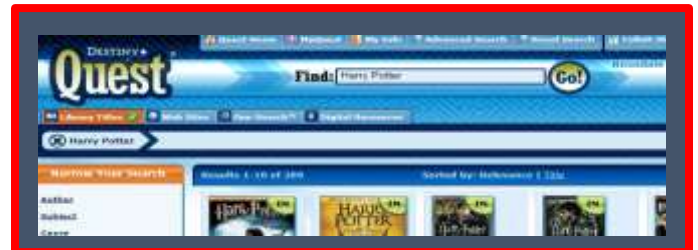
3. Select "Login" from the top right of the screen.



4. Type in your User Name (Student #) and Password (Student Created).



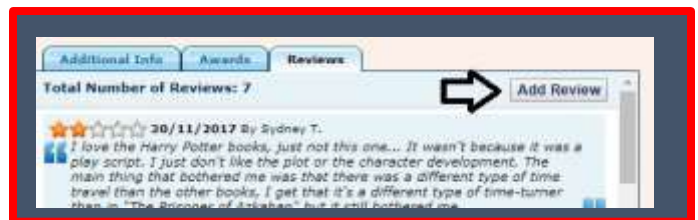
5. Once you have logged in, search for the book that you have read and press "Go!".



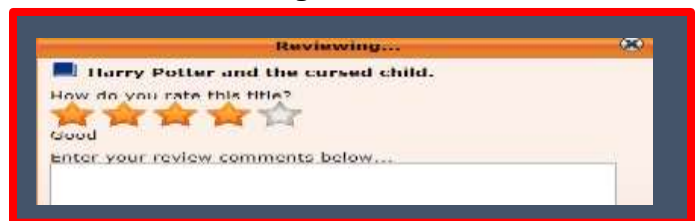
6. Click on the book and select the "Reviews" tab.



7. Select the "Add Review" button and begin to type your review.



8. You can also give the book a "Star Rating".



\*\*\*Write a minimum of three (3) sentences.\*\*\*